



ClimateWorks Australia was co-founded by Monash University and The Myer Foundation and works within the Monash Sustainable Development Institute

The state of electric vehicles in Australia

Claire Connell

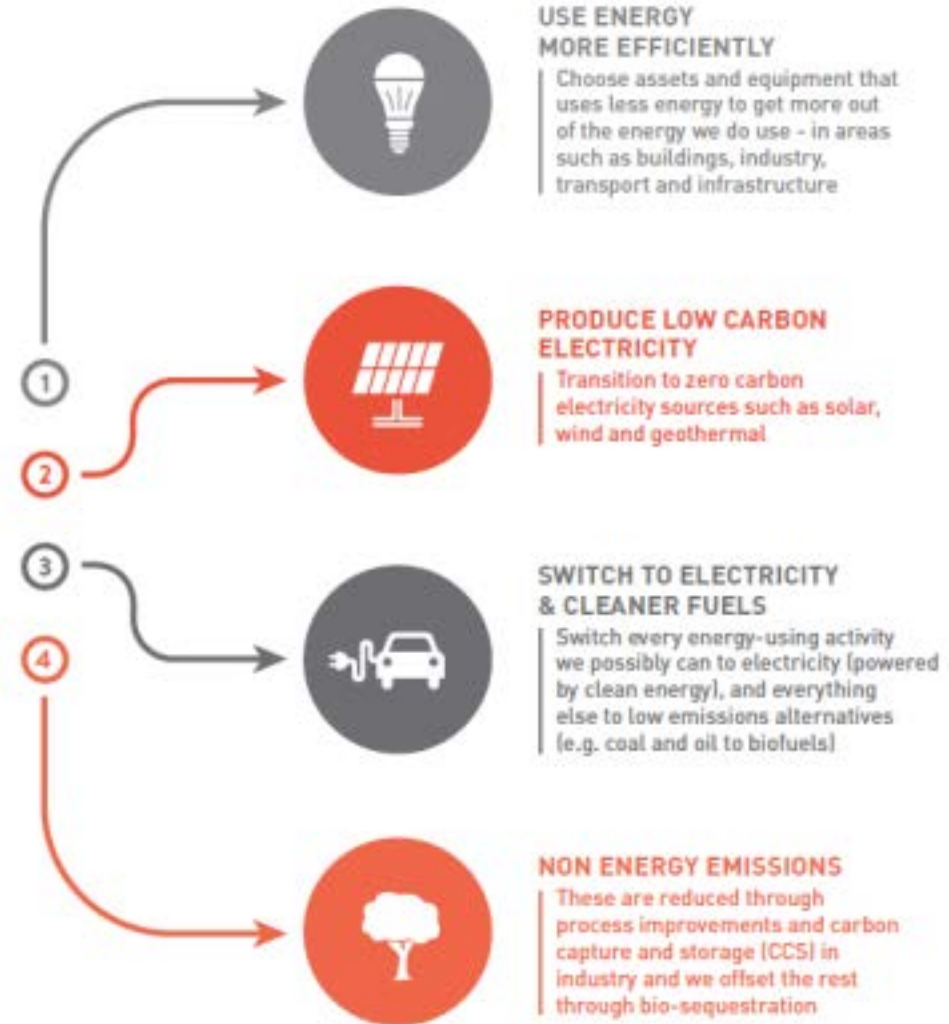
October 2018



ClimateWorks
AUSTRALIA

Founded in 2009 through a partnership with The Myer Foundation and Monash University and working within the Monash Sustainable Development Institute.

ClimateWorks' signature research, undertaken with Australian National University in 2014, built on the global 'Deep Decarbonization Pathways Project'(DDPP) which represents 15 countries that produce over 70% of global emissions. In Australia, we mapped a four step plan to show how we could 'decarbonize' our economy.



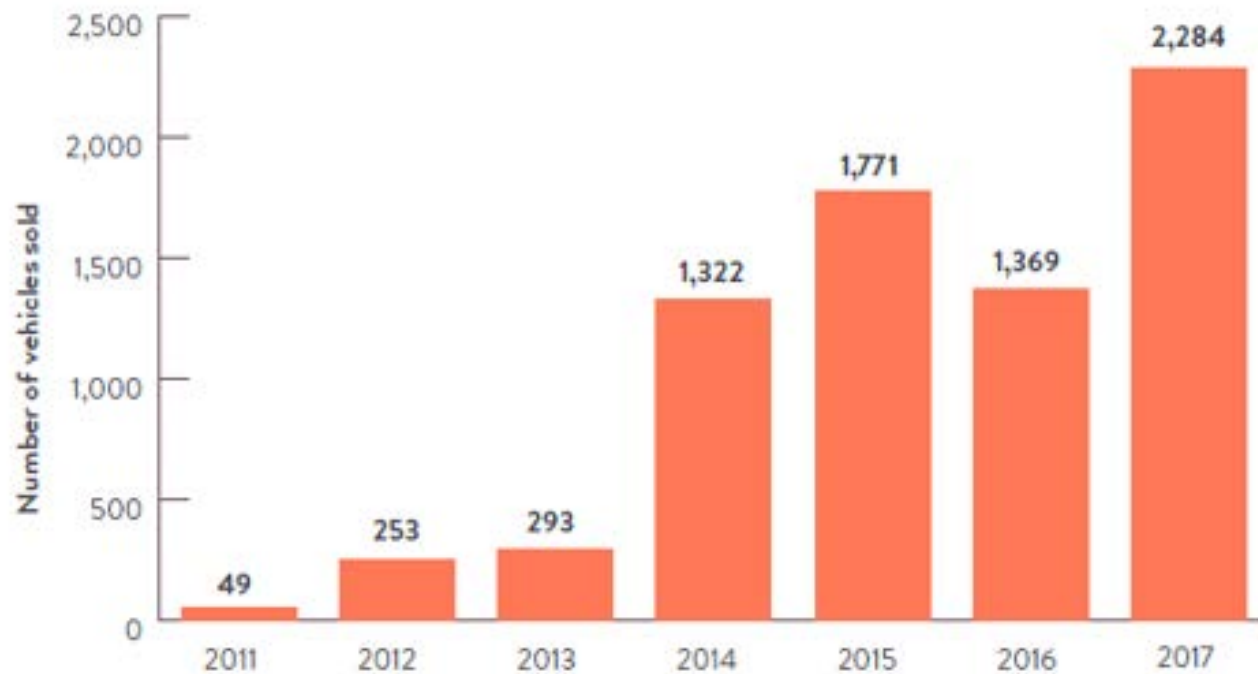
Electric vehicle momentum is growing



The launch of the Electric Vehicle Council, Australian Parliament House, 22 May 2017.

Electric vehicle uptake in Australia

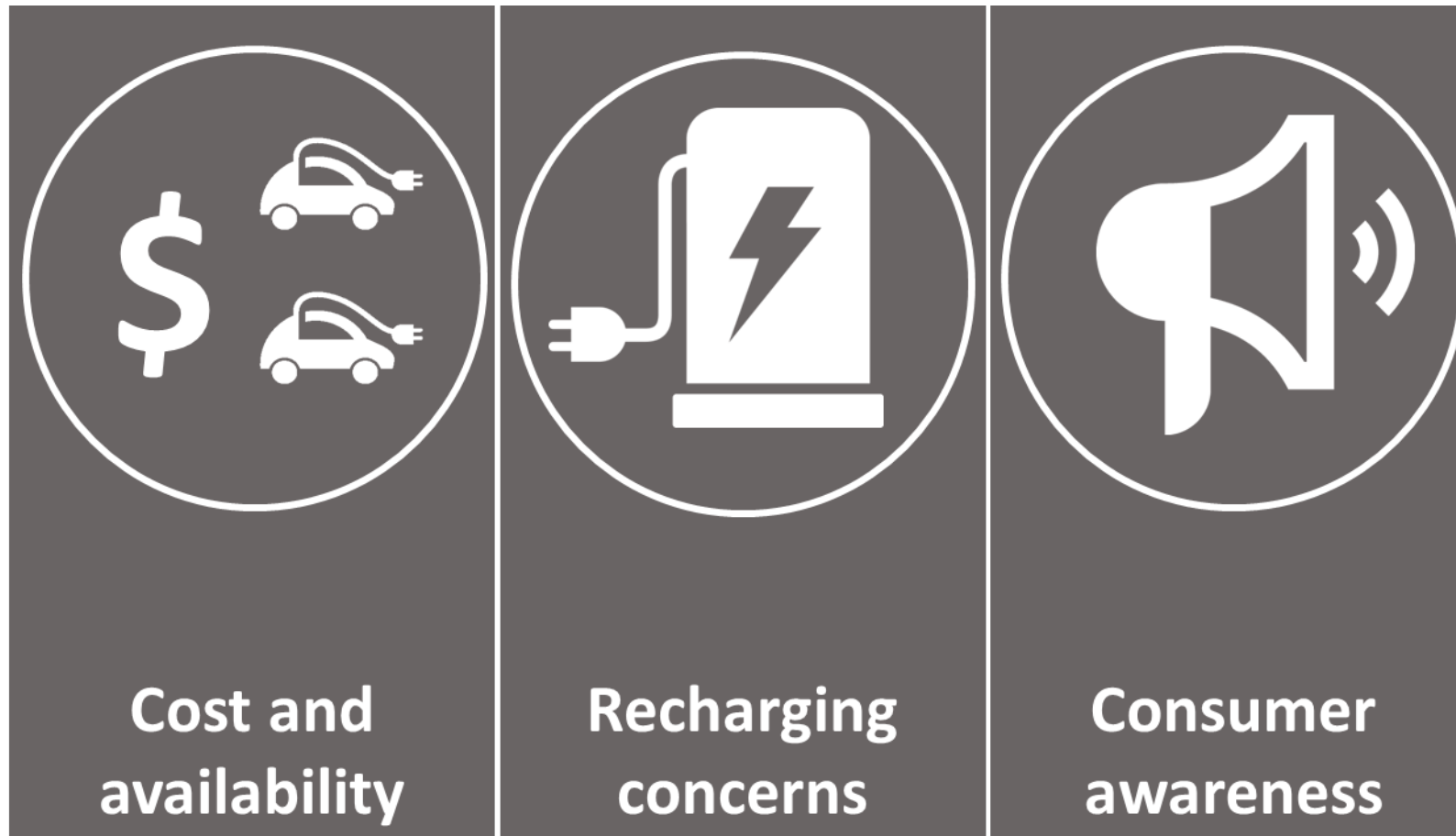
Electric vehicle sales in Australia, 2011-2017



Source: V-Facts (2018); Numbers include estimated Tesla sales (see Footnote B).

- Sales increased 67 per cent from 2016 to 2017
- In 2017, Australians purchased 1,076 plug-in hybrid electric vehicles, and 1,208 battery electric vehicles

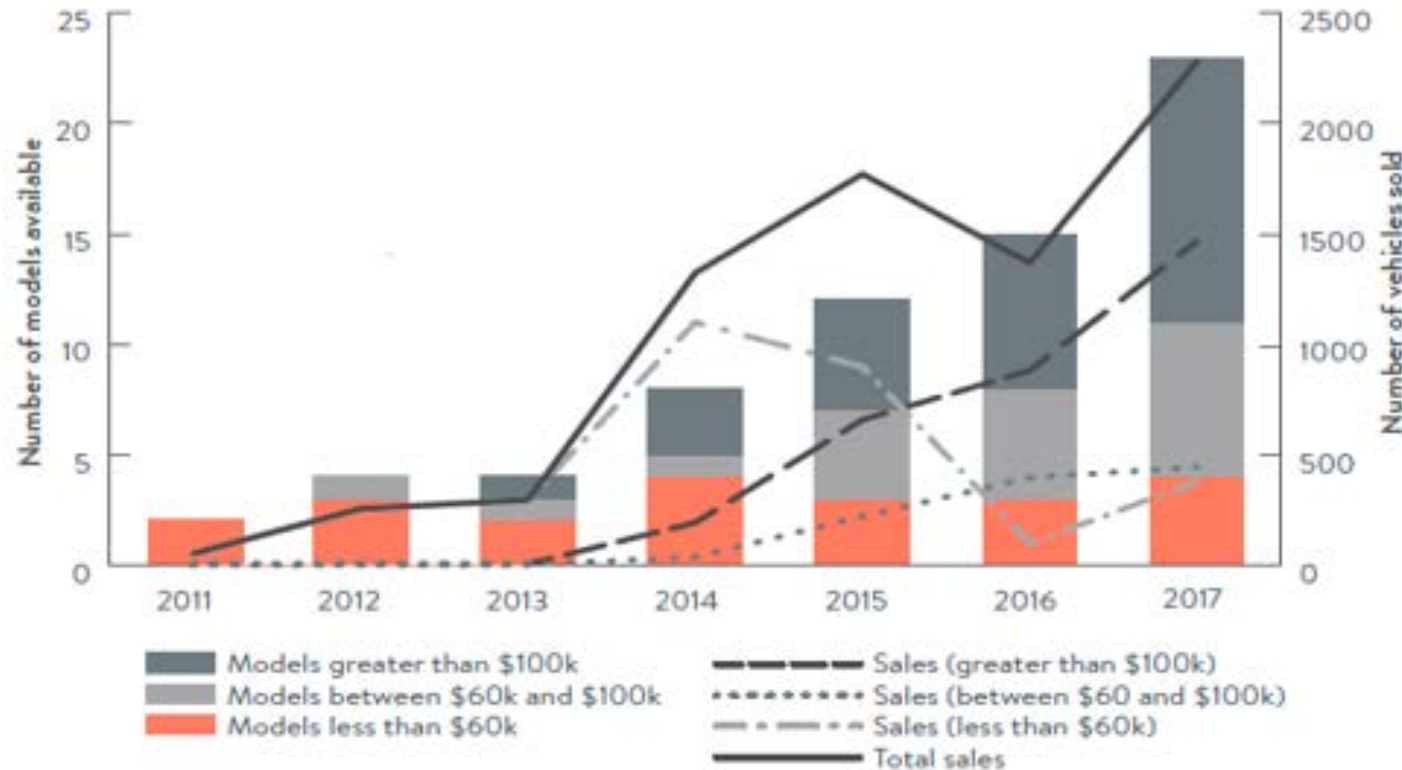
Barriers to increased electric vehicle uptake



Model availability

Model availability in Australia

Number of electric vehicle models available in Australia



- 7 new models expected in next 18 months
- 5 of which expected to be priced under \$60k

Source: Sales: V-Facts (2018), Tesla does not publicly release its sales figures and has not supplied these figures. Model availability: based on information published on Car Advice and Motoring.com.au.

Charging infrastructure



Recharging concerns

Myth No 1

EVs DON'T HAVE ENOUGH DRIVING RANGE

Get the facts at
climateworks.com.au/story/opinion/top-10-electric-vehicle-myths-busted

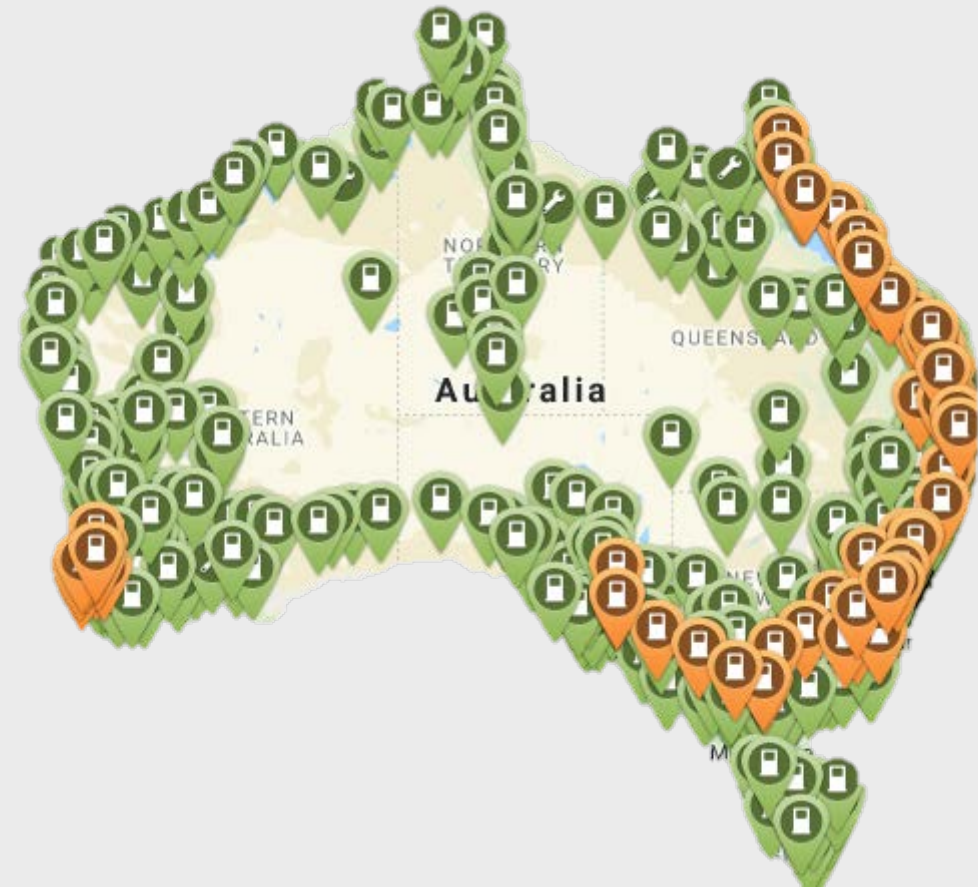
160 kms

ClimateWorks AUSTRALIA

The infographic features a dark background with white and blue text. A blue line with a circular arrow icon at the end points from the URL to the '160 kms' marker. The '160 kms' marker is a blue circle with a white outline and a blue shadow. The ClimateWorks AUSTRALIA logo is in the bottom right corner.

Current infrastructure in Australia

- 64% increase
- 783 charging locations
- 1 for every 6 vehicles



Sylvia's story

- 20,396km around Australia
- 110 days
- Fuel bill \$150.90

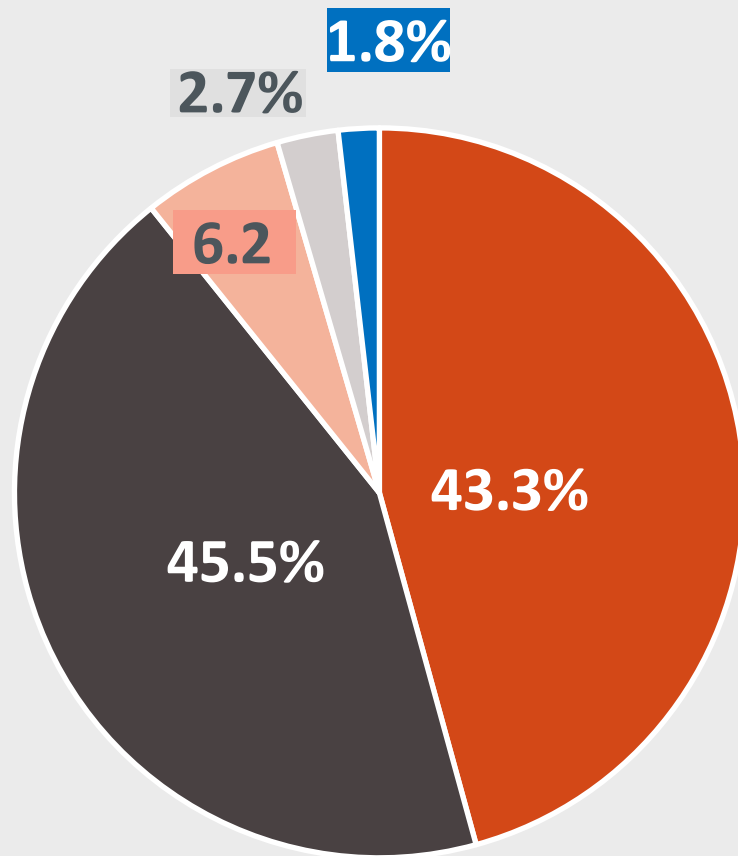


Electric vehicles and the grid in Australia

An average EV charged from the grid in 2016 emitted less than an average internal combustion engine vehicle in all states except Victoria, where it was only slightly higher.

Consumer attitudes

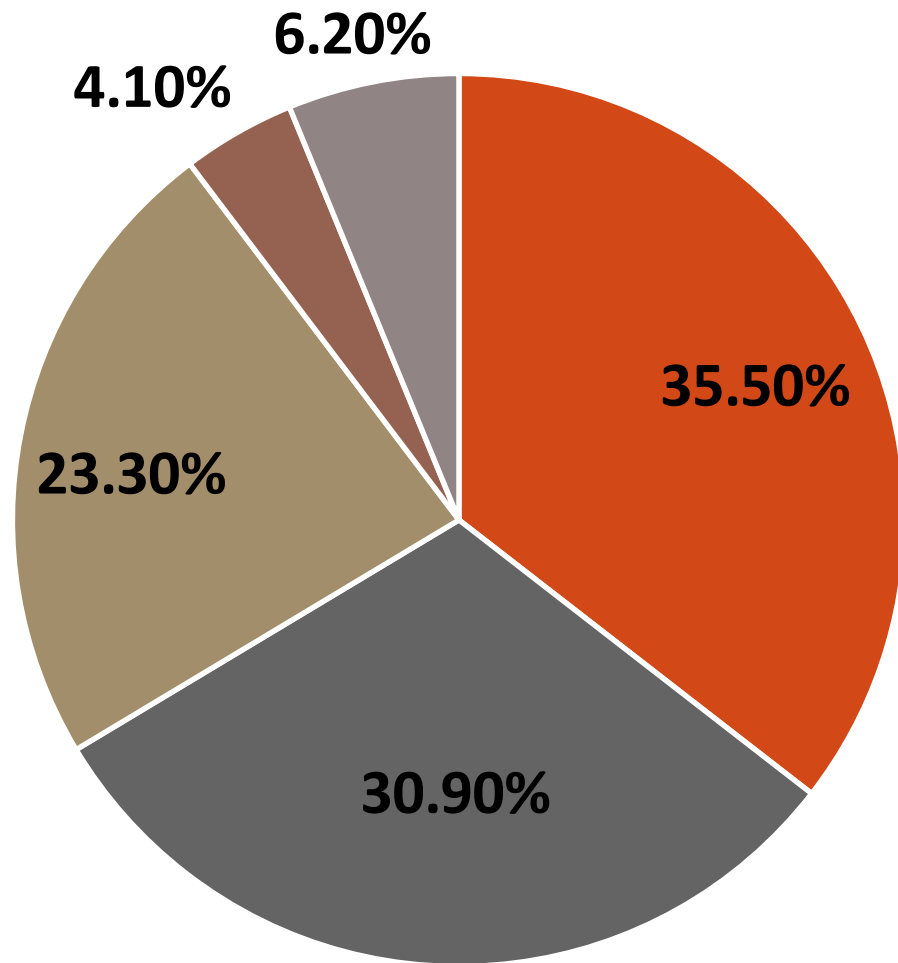
Consumer attitudes – electric vehicle awareness and consideration



- Aware but would not consider buying if in the market for a car
- Aware and would consider buying if in the market for a car
- Currently researching an electric vehicle to buy
- Before today had never heard of electric vehicles
- Don't know

Responses 'Currently own an electric vehicle' and 'Owned an electric vehicle in the past' both not shown with <1%.

Consumer attitudes – price



- Willing to buy an EV at the same price as petrol or diesel options
- Willing to pay more for an EV if there is more support, incentives and infrastructure
- Not interested in buying an EV
- Willing to pay more for an EV than a petrol or diesel vehicle
- Don't know

Policy support

Electric vehicle policy in Australia

Table 4. Overview of federal, state and territory government policy.

		ACT	NSW	NT	QLD	SA	TAS	VIC	WA	Cwth
Uptake	EV purchases 2011 - 2017	165	1238	13	688	957	61	1324	375	4821
	EV sales per 10,000 vehicles (2017)	21	10	1	6	22	3	10	8	7
Regulation	Vehicle CO ₂ emissions standards									•
Financial incentives	Stamp duty, registration and tax discounts	✓	✓	✓	✓	•		✓		✓
	Direct vehicle subsidy									•
	Fleet incentive									✓
	Charging infrastructure incentive	✓		•	✓		✓			•
	Toll and parking discounts				✓					
Non financial incentives	Vehicle lane and parking privileges	✓								
	Electric vehicle public transport trials	✓		✓		✓				
	Government fleet policy	✓	✓			✓	✓			
	Information and education programs	✓	✓		✓	✓	✓	✓		✓

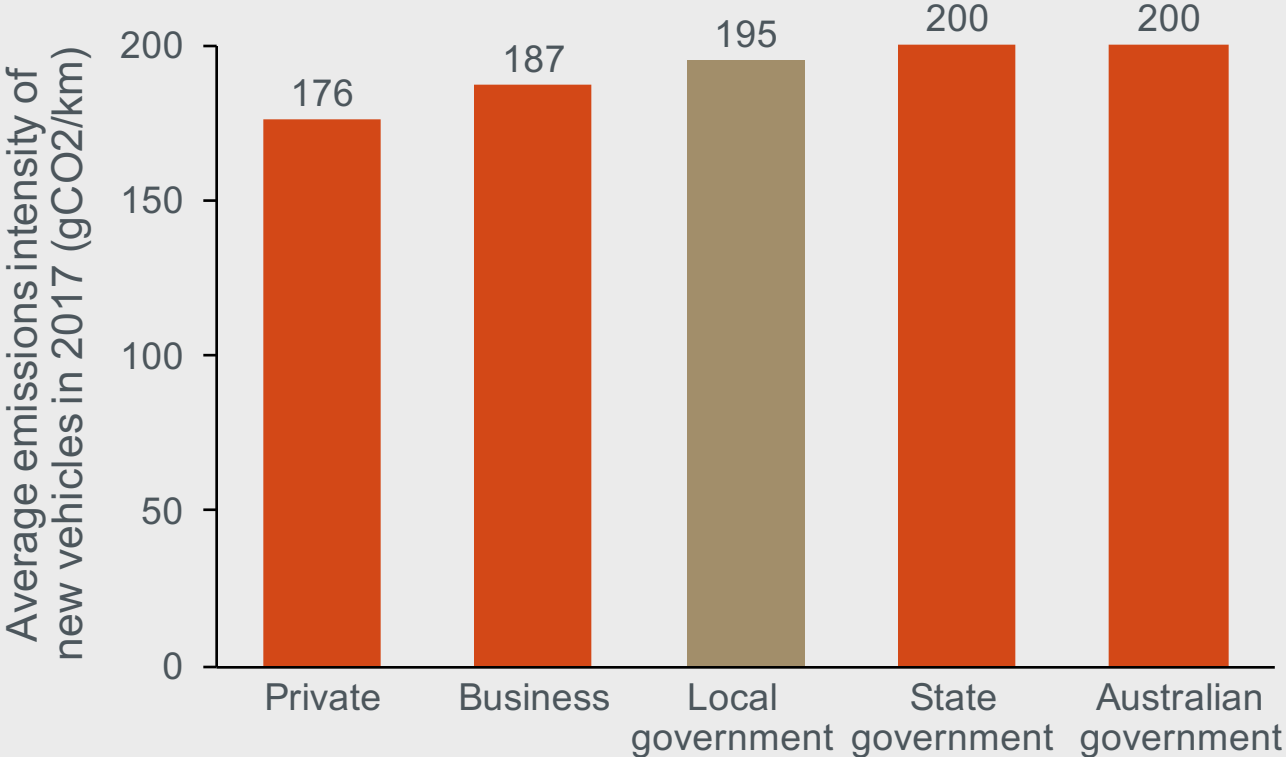
Electric vehicle ready local government fleets

Enable greater uptake of electric vehicles in local government fleets



Local government opportunity

Total number of light vehicles
purchased by Australian local
governments in 2017
9,307



Contact Us

ClimateWorks Australia

Level 16, 41 Exhibition Street

Melbourne Victoria 3000

+61 3 99020741

info@climateworksaustralia.org

www.climateworksaustralia.org

Claire Connell

Project Officer

+61 438 751 743

claire.connell@climateworksaustralia.org

Follow us:



@ClimateWorksAus



ClimateWorks Australia



ClimateWorks
AUSTRALIA



MONASH
University

MONASH
SUSTAINABLE
DEVELOPMENT
INSTITUTE



THE MYER
FOUNDATION

ClimateWorks Australia was co-founded by Monash University and The Myer Foundation and works within the Monash Sustainable Development Institute